



Product Showcase

Newport Channel Charred



Authenticity of Charred Shou Sugi Ban Cladding

The elegance of charred timber cladding can turn any design into a masterwork. Charred using ancient Shou Sugi Ban techniques, our claddings offer incredible performance and a stunning aesthetic. Finished with a layer of natural char, Shou Sugi Ban timber cladding offers excellent protection against fires, storms and moisture.

This high-performance cladding is the perfect choice for any project, and it looks right at home in the city or the outback. The Modinex range is based on our easy-to-install cladding system. It's simple to work with and includes all the claddings, mouldings and finishes you need. If you're looking to set your design apart, Modinex's Shou Sugi Ban timber cladding is the perfect finishing touch.



Design and Performance

Sustainable timber — Available in both PEFC and FCS certified Spotted Gum

Fire rating — All Modinex timber species can achieve Group 3 for internal applications (Group 1 when treated with Fireshield). Modinex hardwood species are suitable for external applications up to BAL29

Character — Authentic charred lizard finish

Durability — Charred finish on both sides provides for extra stability and longevity

Easy to install — Suited for concealed or face fixings for a quick and simple installation

Sealer coating — Available with one coat of our signature sealer pre applied with an additional coat required to be applied on-site once installed

Accessories — Corner stops and end trims are available

Design — Available in random or set length options



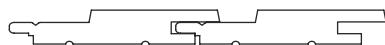
Choose your shape

PROFILE CODE	DIMENSION
CU-NCBG5C-70X19-CRD	70mmW x 19mmD
CU-NCBG15C-70X19-CRD	70mmW x 19mmD
CU-NCBG5C-120X19-CRD	120mmW x 19mmD
CU-NCBG15C-120X19-CRD	120mmW x 19mmD
CU-NCCG5C-120X19-CRD	120mmW x 19mmD
CU-BTN-40X40-CRD	40mmW x 40mmD
PR-SCE-81X21-CRD	81mmW x 21mmD
PR-SCE-120X21-CRD	81mmW x 26mmD

Profiles



70mm wide
19mm thickness available with 5mm groove



70mm wide
19mm thickness available with 15mm groove



120mm wide centre groove
19mm thickness available



120mm wide
19mm thickness available with 5mm groove



120mm wide
19mm thickness available with 15mm groove

*Other profiles available on request



40mm wide
40mm thickness available



Screenclad 81mm wide
21mm thickness available



Screenclad 120mm wide
21mm thickness available

Choose your finish


See Modinex website for full range of colour and coating options.

Timber Species

All our ranges of timber species are available in set length and random length. Please contact our projects team for more information.


— HARDWOOD

Hardwood species can be used for 15mm thickness or greater for out of weather applications and 18mm thickness or greater for external use.



Spotted Gum

FSC Certification is available




Southern Spotted

PEFC Certification is available


Timber Finishes

Through our bespoke in-house manufacturing capabilities, our collection of standard finishes can be customised to meet your design intent. Below is an example of our range of timber finishes available.



Charred - Shou Sugi Ban

Inspiration Gallery:





Create stunning wow factor
with flexibility of style, texture,
colour, shape and species.

Talk with our design team today about how to maximise the grandeur of your space. Our extensive product range puts a wealth of inspiration at your fingertips. We can even collaborate with you to innovate custom solutions, specifically designed to bring your vision to life and elevate your space with exclusive designer appeal.



Let us help you specify your next project

Contact P—1800 156 455 E—hello@modinex.com.au

Learn more

Inspiration and product downloads
available at [modinex.com.au](https://www.modinex.com.au)

