



Product Showcase

Newport Century Cladding



Unique rough sawn face

In addition to precision-machined tongue and groove profiles, the Newport Century Cladding system features proprietary corner stops and end trims – all manufactured from naturally durable hardwoods. The rough sawn face is perfect for applying timber stains, giving the project a natural look and textured feel.



Mixing a contemporary look with a rough sawn face

Our profiles are precision machined. All timber is visually graded to our Natural Select grade which comprises a minimum 2/3 Select and maximum 1/3 standard according to AS 2796.2. We ensure the stability of our timber by kiln drying to 10-14% moisture content.

All of our hardwoods fall into the durability class 1 above ground category according to AS 5604. Above-ground life expectancy greater than 40 years. H3 treatment is recommended for all sapwood (refer AS 1604.1). We recommend Cutek Wood Preservative treatment.

Spotted Gum and Ironbark can be used in bushfire prone areas (refer AS 3959:2016 Table F1). If the application is considered to be extreme, contact Modinex for further advice.

Design and Performance

Sustainable timber — Available in a range of sustainably certified hardwood timber species

Certification — FSC certified species are available

Fire rating — All Modinex timber species can achieve Group 3 for internal applications (Group 1 when treated with Fireshield). Modinex hardwood species are suitable for external applications up to BAL29

Easy to install — Concealed fixings for a refined design for ease of installation

Seamless design — Specially designed interlocking tongue allows for secret fixing

Pre-finished coatings available — Available in a range of standard colours

Application — Suitable for out of weather or external use

Design — Enhanced weathered character that is available in random or set length options

How to specify

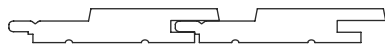
Download REVIT files, installation instructions, product care and technical information at modinex.com.au




Choose your shape

PROFILE CODE	DIMENSION
PR-NCNT15C-70X19-B	70mmW x 19mmD
PR-NCNT15C-120X19-B	120mmW x 19mmD
PR-SCE-81X26-B	81mmW x 26mmD
PR-CLCG19C-WRC-115X26-B	115mmW x 26mmD
PR-BTN-40X40	40mmW x 40mmD
PR-BTN-60X40	40mmW x 60mmD

Profiles



70mm wide
19mm thickness available with 15mm groove



120mm wide
19mm thickness available with 15mm groove



115mm wide
26mm thickness available



Screenclad 81mm wide
26mm thickness available



40mm wide
40mm thickness available



40mm wide
60mm thickness available





Choose your finish


See Modinex website for full range of colour and coating options.

Timber Species

All our ranges of timber species are available in set length and random length. Please contact our projects team for more information.


— HARDWOOD

Hardwood species can be used for 15mm thickness or greater for out of weather applications and 18mm thickness or greater for external use.




Blackbutt

FSC Certification is available



Ironbark

FSC Certification is available



Spotted Gum

FSC Certification is available



Create stunning wow factor
with flexibility of style, texture,
colour, shape and species.

Talk with our design team today about how to maximise the grandeur of your space. Our extensive product range puts a wealth of inspiration at your fingertips. We can even collaborate with you to innovate custom solutions, specifically designed to bring your vision to life and elevate your space with exclusive designer appeal.



Let us help you specify your next project

Contact P—1800 156 455 E—hello@modinex.com.au

Learn more

Inspiration and product downloads
available at [modinex.com.au](https://www.modinex.com.au)

